



Study Island Report “Cheat Sheet”

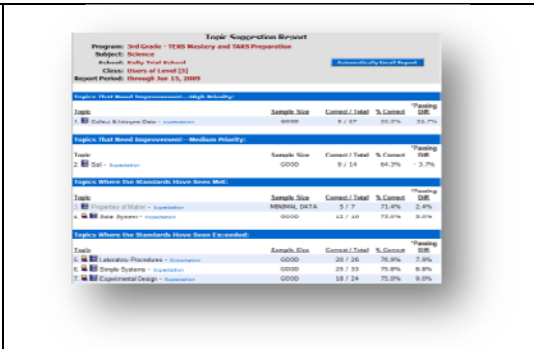
Which Study Island reports are good for...	
Incentive Programs	<ul style="list-style-type: none">🏆 Blue Ribbon🏆 Class Comparison🏆 Gradebook (All Activity)
Individual Data	<ul style="list-style-type: none">🏆 Individual Student Report – Compare with Others, Suggested Topics🏆 Login Reports🏆 My Reports
Class Data	<ul style="list-style-type: none">🏆 Class Summary Report – Compare with Others, Suggested Topics🏆 Class Comparison Report🏆 Class Gradebook – find a format you like and go with it!
State Data	<ul style="list-style-type: none">🏆 Class Summary – Disaggregate View🏆 Class Gradebook by reporting category
Administrator & Principal Data	<ul style="list-style-type: none">🏆 Weekly Report🏆 Trend Reports
District Administrators	<ul style="list-style-type: none">🏆 District Level Reports – Gradebook, Summary Report (Activity & Suggested Topics)🏆 District Reports (Access “School Stats”)

IF YOU WANT TO :

TRY THIS:

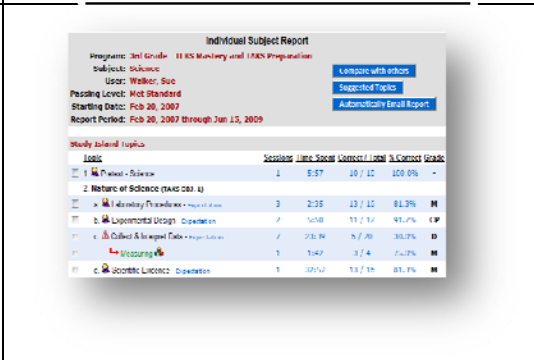
Find the strengths/w eaknesses of the class

Select **Class Summary Report.**
Select "By Subject." Click "Suggested Topics" or "Performance Level Breakdown."



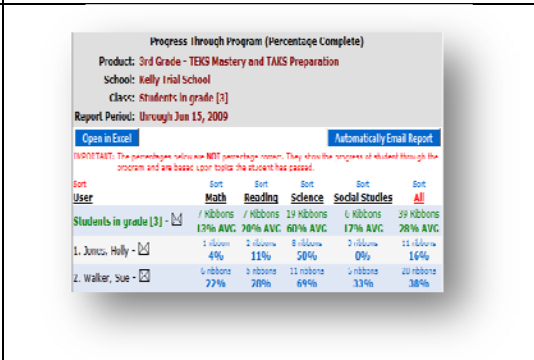
View individual statistics for a student's progress

Select **Individual Student Report.**
Choose the student you'd like to view .



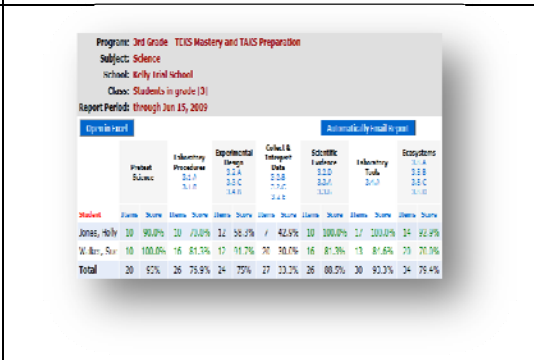
Find the percentage of the program that has been completed with Blue Ribbons

Select **Blue Ribbon Report.**
Select the class and program you wish to view .



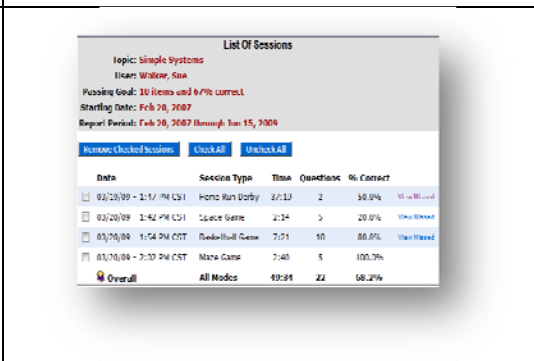
View a breakdown of all students and their progress within a subject and topic

Select **Class Gradebook Report.**
Choose "By Subject Broken Down By Topic."



View a student's missed questions

Select **Individual Student Report.**
Click on the session number for the topic you'd like to view . Click "View Missed" to see the missed questions.



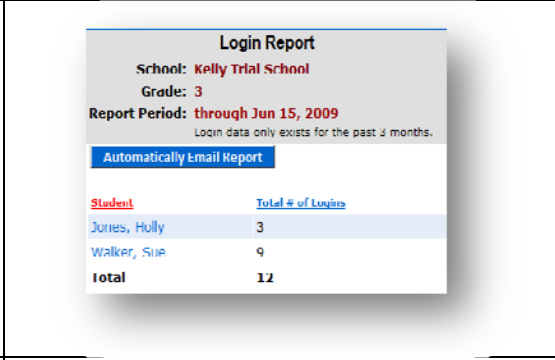
*There are several formats to choose from .Choose your favorite!

IF YOU WANT TO :

TRY THIS:

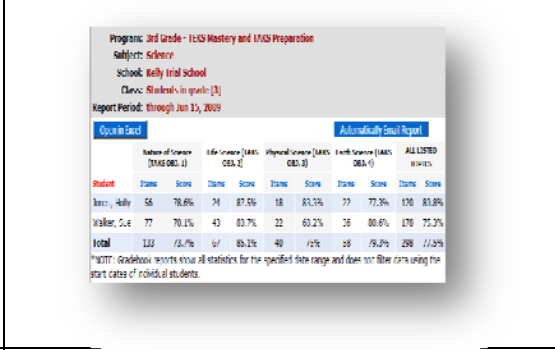
View the dates and times of student logins

Select **Login Report**.
Use the filter function to see specific dates and times within the previous three months.



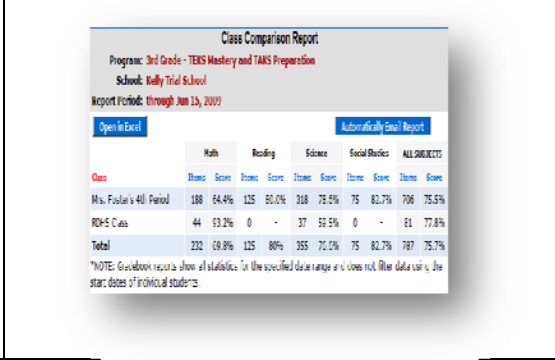
View student statistics based on state assessment reporting categories

Select **Class Gradebook Report**.
Select 'Subject Broken Down by Reporting Category'



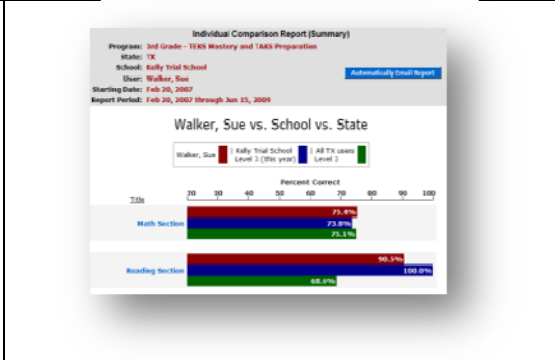
Compare usage and performance between classes and/or grade levels

Select **Class Comparison Report**.
Select 'By Program Broken Down By Subject'.
Choose the classes and program you'd like to view.



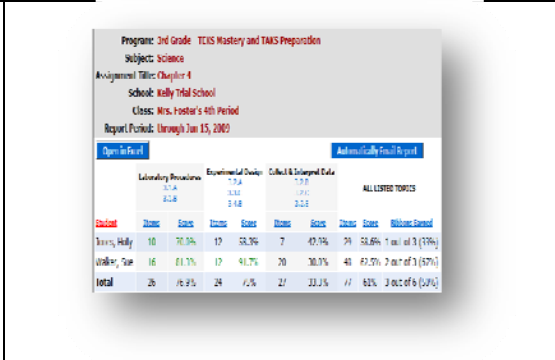
Compare students with other Study Island users in the state.

Select **Class Summary Report** or **Individual Student Report**.
Choose the class or individual student (if running the Individual Student Report).
Click 'Compare with Others'



View results for an assignment created in Class Manager

Select **Assignment Report**.
Select the class and assignment.



*There are several formats to choose from. Choose your favorite!

